


Student Artwork  
Eileen McKenna

Berner Middle School  
Massapequa  
2024/2025





## Abstract Portraits "Boo Face"

### Objectives:

Students will combine the Elements of Art & Principles of design to create a dynamic composition that communicates a theme. Students will combine different mediums such as sharpie and watercolor paint to create a design with an emphasis on pattern and color.

**Ages:** 7th Grade

**Materials:** Watercolor, watercolor paper, fine, ultrafine, chisel tip Sharpies

*Student artwork pictured on left.*

### Student Work:







## Clay Animal Sculptures

### Objectives:

Students will develop a drawing of an animal sculpture in the round. Students will use handbuilding techniques in order to sculpt their animal in proportion.

**Ages:** 7th Grade

**Materials:** Clay

*Student artwork pictured on left.*

### Student Work:

*Pre-firing*







## Two Point Perspective Cities

### Objectives:



Students will practice drawing in one and two-point perspective in order to create a drawing of a city that is designed from imagination or combines elements of existing cities and architectural styles.

**Ages:** 7th Grade

**Materials:** Pencils, paper, rulers, blending stumps, color pencil, oil pastels

*Student artwork pictured on left.*

### Student Work:



East Lake Elementary  
Massapequa High School  
Student Teaching  
Spring 2024





## Pete the Cat's Groovy Imagination book

### Objective:


Students will create pages from the book using cardboard pieces and a variety of techniques

**Ages:** K-5th special education

**Materials:** Paper, cardboard, kwik stix, tempera paint, crayons, chalk pastels, glue

*Lesson prototype*

### Student Work:







## Gyotaku Printmaking / Collage Project

### Objectives:

Students will learn the Japanese art of Gyotaku fish printing. Students will create a collage using their fish prints and other materials

**Ages:** 3rd grade

**Materials:** Rubber fish, paper, markers, bubble wrap, raffia, sequins, etc.

*Student work pictured on left.*

### Student Work:







## African Mask/Puppet Lesson

### Objectives:

Students will make a wooden spoon puppet inspired by African masks. Students will identify the meaning behind their design choices.

**Ages:** 2nd grade

**Materials:** Wooden spoons, felt, pipe cleaners, beads, wooden shapes, etc.

### Student Work:







## Collograph (Texture Printing) Flowers

### Objectives:

Students will learn what texture is and will create a Collograph with different textures and use it to print petals to create a flower.

Students will experiment with printmaking and watercolor wet on wet painting.

**Ages:** Kindergarten

**Materials:** Cardboard, textures, paper, styrofoam

### Student Work:







## Disney Self Portraits

### Objective:

Students will create self portraits inspired by their favorite Disney movies.

**Ages:** High School Special Education (CCC - Career and Community Connections)

**Materials:** Canvas paper, acrylic paint and paint pens

*Student artwork pictured on left.*

### Student Work:





## Plaster of Paris 3D Sculpture Hearts inspired by Artist Romero Britto

### Objectives:

Students will design and create 3D sculpture hearts using plaster cloth. Students will learn about “happy art,” contemporary artist Romero Britto and characteristics of Pop Art. Students will work on fine motor skills while wrapping plaster cloth.

**Ages:** High School Special Education (CCC - Career and Community Connections)

**Materials:** Plaster fabric, Acrylic Paint, Paint Pens

### Student Work:



South Shore Art Center  
Art Instruction





## Mixed Media Scarecrow

### Objectives:

Students will learn basic figure drawing and to draw a scarecrow. Students will use fabric to flesh out the scarecrows. Students will use different painting techniques to create multicolored fall leaves and to create a sense of space and depth in their paintings.

**Ages:** K-6

**Materials:** Fabric, acrylic paint, raffia

### Student Work:







## Mary Blair Castles

### Objectives:

Students will learn about the work of Disney artist Mary Blair and will design their own castles using modular design. Students will decorate their castles using multicolored patterns.

**Ages:** K-6

**Materials:** Acrylic paint

### Student Work:







## Antarctic Landscape

### Objectives:

Students will learn how to create a sense of space and depth in their paintings and several acrylic painting techniques including how to paint a fade, and painting with a palette knife.

**Ages:** K-6

**Materials:** Acrylic paint, palette knife

### Student Work:







## Rainforest Diorama

### Objectives:

Students will learn how to sculpt animals that live in the rainforest. Using different materials, students will craft a rainforest habitat.

### Ages: K-6

**Materials:** polymer clay, small wooden crate, canvas board, paint, sponges, paper towel roll, craft paper, blue cellophane, plastic leaves, branches, hot glue

### Student Work:







## Polar Bears Portraits

### Objectives:

Students will learn what a portrait is and learn to draw a polar bear. Students will add personality to their portraits - hat, scarf, goggles. Students will learn watercolor basics and the concept of wax resist.

**Ages:** K-6

**Materials:** watercolor paper, brushes, water, watercolor paint, pencils, erasers, oil pastels

### Student Work:







## Skating Pond Landscape Painting


### Objectives:

Students will learn techniques to create depth and space and how to place things in the background and foreground

**Ages:** K-6

**Materials:** acrylic paint

### Student Work:







## Haunted Houses

### Objectives:

Students will learn how to draw a “wonky” haunted house and Halloween characters to complete the scene. Students will paint gradient backgrounds, transfer their drawings and paint their haunted house. Students will then add characters with paint pens to complete the spooky scene.

**Ages:** K-6

**Materials:** acrylic paint, paint pens, glitter mod podge

### Student Work:







## Frog Paintings


### Objectives:

Students will learn how to draw and paint frogs.


**Ages:** K-6

**Materials:** Acrylic paint

### Student work:







## Wayne Thiebaud Desserts

### Objectives:

Students will paint desserts in the style of artist Wayne Thiebaud.

**Ages:** K-6

**Materials:** Acrylic paint

*Student work pictured above.*

### Student work:







## Pop Art Donuts

### Objectives:


Students will learn about Pop Art and paint in the Pop Art style.

**Ages:** K-6

**Materials:** Acrylic paint

*Student work pictured above.*

### Student work:







## Picasso Portraits

### Objectives:

Students will learn about artist Pablo Picasso and will create a portrait in his style.

**Ages:** K-6

**Materials:** Acrylic paint

*Student work pictured above.*

### Student work:



Hofstra University Museum of Art  
Museum Education



## Experiencing Art using your Five Senses

### Objectives:

Students will understand perspective and how elements of art influence our perspective when looking at works of art.


Students will understand that the 5 senses influence our perspective when looking at art.

Students will create their own exhibit.

**Ages:** 4th grade

**Materials:** cardstock, stencils, textures, colored pencils

### Student Work:







## Day & Night Masks

### Objectives:

Students will understand myths and examples of ways cultures explained day and night.

Students will create their own artwork celebrating day and night.

**Ages:** 3rd grade

**Materials:** Cardboard masks, markers, stickers

### Student Work:

